



MODELS

GXnXES

Starting at 135,000.00 \$

Standard equipment:

- DAY/NIGHT VFR & IFR Trainer
- High-end Version
- ROTAX 912ULS - 100HP
- EFIS/EMS - DYNON SkyView 7" screen
- XPDR - SV-XPDR-261
- GPS - GARMIN aera500
- COM - GARMIN GTR225A
- Audio - GARMIN GMA240
- Landing Lights Aerosun
- Comfort package
- Premium décor



GXeLITE

Starting at 120,000.00 \$

Standard equipment:

- DAY VFR
- Special weight optimised version (from 663 lbs)
- ROTAX 912ULS - 100HP
- EFIS/EMS - DYNON FlightDEK 180
- XPDR - BECKER BXP6401
- COM - BECKER AR6201
- LED flap indicator
- Landing Lights HELLA
- Standard Décor



Optional equipment (for detailed list see back side): ballistic recovery system, CFRP wing struts, autopilot, optional avionics, leather seats, different décors, glider towing clutch, and many more


COLOUR CHOICES




EXTERIOR COLOUR CHOICES:




Silicium




Emerald Green



Fire Opal



Cinnabar



Sapphire Blue



Topaz

INTERIOR COLOUR CHOICES:

leather-fabric & leather-cinnamon



FACTS AND FIGURES

PERFORMANCE

take-off roll distance	525 ft
take-off distance	725 ft
landing roll distance	341 ft
landing distance	676 ft
manoeuvring load factors	+ 4.0g / - 2.0g
max. range	480 NM
max. endurance (4,200 rpm)	6.0 h
fuel consumption (4,200 rpm)	3.5 gallons

SPEEDS

V _{SO}	stall speed full flaps (40°)	38 kts
V _S	stall speed clean	44 kts
V _X	speed for best angle of climb	49 kts
V _Y	speed for best rate of climb	65 kts
V _A	manoeuvring speed	94 kts
V _{CR}	cruise speed (5,000 rpm)	100 kts
V _{NO}	normal operating speed	107 kts
V _H	max. speed in level flight	119 kts
V _{NE}	never exceed speed	134 kts

WEIGHT & DIMENSIONS

empty weight (typ. GXeLITE)	663 lbs
max. take-off weight MTOW	1,320 lbs
useful load	657 lbs
fuel capacity	22 gallons
wing span	30' 6"
overall length	21' 3"
height	7' 5"
wing area	118 ft ²
cabin width	46.8"
main gear stance	6' 9"



REMOs GX – Pricing & Equipment

EQUIPMENT	GXnXES	GXeLITE
ENGINE		
ROTAX 912 ULS 74kW / 100HP	•	•
Slipper Clutch	•	•
Big Starter Engine	•	•
Airbox with carburettor heating and temperature indicator	•	•
Oil cooler flap	•	•
Fire protection sleeves	•	•
REMOs stainless steel exhaust system	•	•
Electric fuel boost pump	•	•
NEUFORM CR-3-65 3-Blade Propeller	•	•
SAFETY		
MAGNUM 601 ballistic parachute	6,534.00 \$	6,534.00 \$
12V / 8Ah Battery	•	•
12V / 16Ah Battery	212.00 \$	212.00 \$
LED landing light HELLA	-----	•
LED landing light Aerosun	•	634.00 \$
LED tail light with ACL	•	•
LED wing position lights with ACL	•	•
LED panel lighting with dimmer	•	-----
ELT 406MHz	•	•
COMFORT		
REMOs eLITE carbon seats, adjustable	-----	•
REMOs carbon seats, adjustable, leather-fabric upholstery	•	290.00 \$
REMOs carbon seats, adjustable, leather-cinnamon upholstery	3,045.00 \$	3,335.00 \$
Door pockets & door sidewall fairings	•	247.00 \$
Baggage compartment	•	856.00 \$
Baggage nets	•	58.00 \$
Sun visors	•	798.00 \$
Heating system	•	507.00 \$
Floor carpets	•	218.00 \$
Additional air vents in windscreen	•	943.00 \$
Interior Pads	578.00 \$	578.00 \$
REMOs Comfort Package: Door pockets & sidewall fairings, baggage compartment, luggage nets, sun visors, heating system, floor carpets, add. air vents, Intercom PM-3000	-----	2,912.00 \$
UTILITY		
Metal wing strut including fairing	•	•
CFRP wing strut	3,395.00 \$	3,395.00 \$
Metal landing gear, main wheels 4.00-6-8ply, nose wheel 4.00-4-4ply	•	•
Metal landing gear, main wheels 15x6.0-6-6ply, nose wheel 4.00-4-4ply	◊	◊
Standard Décor silver green	◊	•
Premium Décor Silicium	•	683.00 \$
Premium Décor Emerald Green	◊	683.00 \$
Premium Décor Fire Opal	◊	683.00 \$
Premium Décor Cinnabar	◊	683.00 \$
Premium Décor Sapphire Blue	◊	683.00 \$
Premium Décor Topaz	◊	683.00 \$
Ceiling hanging equipment	105.00 \$	105.00 \$
TANIS engine heater	931.00 \$	931.00 \$
Glider towing clutch	1,959.00 \$	1,959.00 \$

EQUIPMENT	GXnXES	GXeLITE
AVIONICS		
Altimeter mBar / Hg, 57mm	•	•
Airspeed indicator km/h / kts, 57mm	•	•
C2400 Compass	•	•
GARMIN GPS aera500	•	1,611.00 \$
GARMIN GPS aera510	493.00 \$	2,104.00 \$
GARMIN GPS GPMAP696	3,366.00 \$	4,977.00 \$
GARMIN GMA240 Intercom with audio input	•	-----
ps-engineering PM8000BT with audio input	2,027.00 \$	-----
Intercom PM-3000 with audio input	-----	943.00 \$
GARMIN GTR225A COM	•	-----
GARMIN GNC255A NAV/COM	4,363.00 \$	-----
BECKER Radio AR6201	-----	•
DYNON SkyView 7" screen in left panel	•	-----
DYNON Air Data Module SV-ADAHRS-200/A	•	-----
DYNON Engine Monitoring Module SV-EMS-220/A	•	-----
DYNON GPS Antenna Module SV-GPS-250/A	•	-----
DYNON FlightDEK D-180	-----	•
DYNON Mode-S Transponder SV-XPNDR-261	•	-----
BECKER Transponder BXP6401	-----	•
DYNON System Backup Battery SV-Bat-320	•	-----
DYNON Backup Battery	-----	215.00 \$
DYNON SkyView 7" screen in right panel w/ add. backup battery	4,373.00 \$	-----
DYNON Autopilot for SkyView system	4,352.00 \$	-----
DYNON GPS Mapping Software SV-MAP-270	594.00 \$	-----
LED indicator for flap position	-----	•
DYNON pitot tube with stall warning	-----	122.00 \$
DYNON Sensor Package: fuel flow, fuel pressure, ammeter, manifold pressure, EGT	-----	1,322.00 \$
DYNON Performance Package: DYNON Sensor Package, DYNON pitot tube with stall warning, DYNON Backup Battery	-----	1,565.00 \$
MISCELLANEOUS		
Second power lever	•	228.00 \$
Folding wings	•	•
Flaps, electrically actuated	•	•
Blue windows with UV protection	•	•
REMOs safety door lock system	•	•
REMOs door ventilation	•	•
Controllable fresh air inlet	•	•
REMOs 22gal carbon safety tank	•	•
Aluminium filler cap	•	•
REMOs Jet-Stick	•	•
Circuit breakers	•	•
12V Receptacle	•	•
Jacks for headsets	•	•
Hydraulic disc brakes	•	•
Parking brake	•	•
4-point seat belts	•	•
FAA certification (S-LSA)	•	•
eLITE paintwork	-----	•
Wing folding kit, not suitable for transport	250.00 \$	250.00 \$

Key:

- included / basic equipment
- ◊ optional equipment w/o surcharge
- not applicable / available for this version

Prices shown are exclusive of taxes such as VAT.
Prices and availability subject to change without notice.